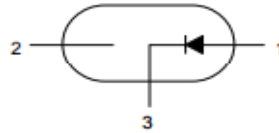


SILICON PLANAR EPITAXIAL HIGH SPEED DIODE

CMBD4150



SOT-23



SOT-23 Formed
SMD Package
RoHS compliant

Marking

CMBD4150 = D18

ABSOLUTE MAXIMUM RATINGS (Ta = 25 °C Unless otherwise specified)

PARAMETER	SYMBOL	VALUE	UNIT
Continuous reverse voltage	V_R	50	V
Repetitive peak reverse voltage	V_{RRM}	75	V
Repetitive peak forward current	I_{FRM}	600	mA
Junction temperature	T_j	150	°C
Peak forward surge current	$T = 1 \mu\text{sec.}$	4	A
	$T = 1 \text{ sec.}$	0.5	A
Reverse recovery time when switched from $I_F = 400\text{mA}$ to $I_R = 400\text{mA}$; $R_L = 100\Omega$ measured at $I_R = 4\text{mA}$	T_{rr}	6	ns
Storage Temperature	T_{stg}	-55 to +150	°C

THERMAL RESISTANCE

From junction to ambient	$R_{\theta j-a}$	500	K/W
--------------------------	------------------	-----	-----



Continental Device India Pvt. Limited

An IATF 16949, ISO9001 and ISO 14001 Certified Company

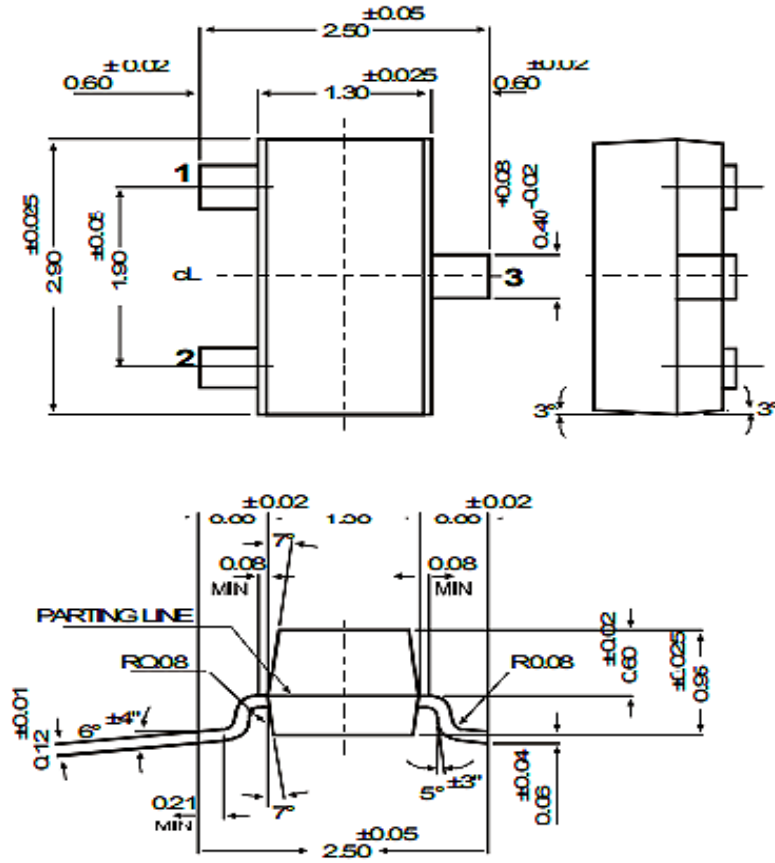


ELECTRICAL CHARACTERISTICS at (Ta = 25 °C Unless otherwise specified)

PARAMETER	SYMBOL	TEST CONDITION	MIN	MAX	UNIT
Continuous reverse voltage	V_R		--	50	V
Repetitive peak reverse voltage	V_{RRM}		--	75	V
Forward current (d.c.)	I_F		--	300	mA
Repetitive peak forward current	I_{FRM}		--	600	mA
Non-repetitive peak forward current	I_{FSM}	T = 1 μ sec	--	4	A
		T = 1 sec	--	0.5	A
Diode capacitance	C_D	$V_R = 0$; f = 1 MHz	--	2.5	pF
Forward voltage	V_F	$I_F = 1$ mA	540	620	mV
		$I_F = 10$ mA	660	740	mV
		$I_F = 50$ mA	760	860	mV
		$I_F = 100$ mA	820	920	mV
		$I_F = 200$ mA	870	1	mV/V
Reverse breakdown voltage	V_{BR}	$I_R = 100$ mA	75	--	V
Reverse voltage leakage current	I_R	$V_R = 50$ V	--	100	nA
Reverse current	I_R	$V_R = 50$ V; $T_j = 150^\circ\text{C}$	--	100	μ A
Forward recovery voltage	V_{FR}	when switched to $I_F = 10$ mA; $t_p = 20$ nsec.	--	1.75	V
Reverse recovery time	t_{rr}	$I_F = I_R = 10 - 200$ mA dc, $R_L = 100\Omega$	--	4	ns
		$I_F = I_R = 200 - 400$ mA dc, $R_L = 100\Omega$	--	6	ns

PACKAGE DETAILS

SOT-23 Formed SMD Package

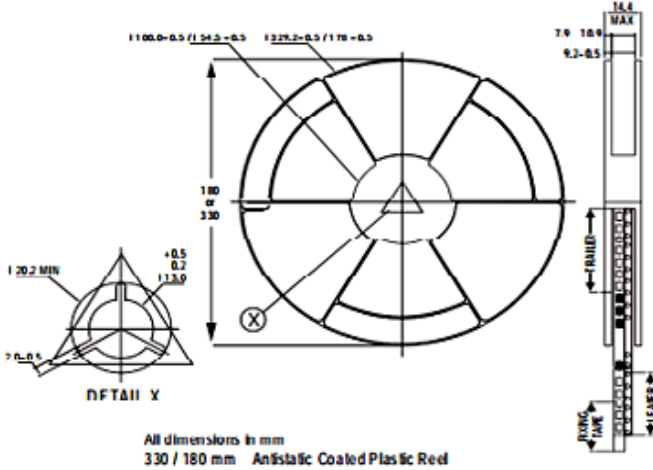


All dimensions are in mm

Pin configuration

1. ANODE
2. NC
3. CATHODE

SOT-23 Package Reel Information Reel specifications for Packing (13"/7" reels)

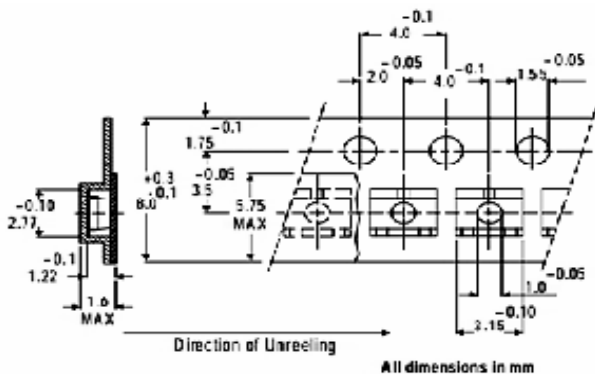


Size of Tape	8mm	8mm
Size of reel	330mm (13")	180mm (7")
No. of Device	10,000 Pcs	3,000 Pcs

NOTES:

1. The bandoier of 330mm reel contains at least 10,000 device.
2. The bandoier of 180mm reel contains at least 3,000 device.
3. No more than 0.5% missing device/reel 50 empty compartments for 330mm reel. 15 empty compartments for 180mm reel.
4. Three consecutive empty places might be found provided this gap is followed by 6 consecutive devices.
5. The carrier tape (leader) starts with at least 75 empty positions (equivalent to 330 mm). In order to fix the carrier tape a self adhesive tape of 20 to 50 mm is applied. At the end of the bandolier at least 40 empty positions (equivalent to 160 mm) are there.

Tape Specification for SOT-23 Surface Mount Device



Packing Detail

PACKAGE	STANDARDPACK		INNER CARTON BOX		OUTER CARTON BOX		
	Details	Net Weight/Qty	Size	Qty	Size	Qty	Gr Wt
SOT-23 T&R	3K/reel	136 gm/3K pcs	3" x 7.5" x 7.5"	12 K	17" x 15" x 13.5"	192 K	12 kgs
	10K/reel	415 gm/10K pcs	9" x 9" x 9"	51 K	19" x 19" x 19"	408 K	28 kgs
			13" x 13" x 0.5"	10 K	17" x 15" x 13.5"	300 K	16 kgs



Recommended Product Storage Environment for Discrete Semiconductor Devices

This storage environment assumes that the Diodes and transistors are packed properly inside the original packing supplied by CDIL.

- Temperature 5 °C to 30 °C
- Humidity between 40 to 70 %RH
- Air should be clean.
- Avoid harmful gas or dust.
- Avoid outdoor exposure or storage in areas subject to rain or water spraying .
- Avoid storage in areas subject to corrosive gas or dust. Product shall not be stored in areas exposed to direct sunlight.
- Avoid rapid change of temperature.
- Avoid condensation.
- Mechanical stress such as vibration and impact shall be avoided.
- The product shall not be placed directly on the floor.
- The product shall be stored on a plane area. They should not be turned upside down. They should not be placed against the wall.

Shelf Life of CDIL Products

The shelf life of products is the period from product manufacture to shipment to customers. The product can be unconditionally shipped within this period. The period is defined as 2 years.

If products are stored longer than the shelf life of 2 years the products shall be subjected to quality check as per CDIL quality procedure.

The products are further warranted for another one year after the date of shipment subject to the above conditions in CDIL original packing.

Floor Life of CDIL Products and MSL Level

When the products are opened from the original packing, the floor life will start.

For this, the following JEDEC table may be referred:

JEDEC MSL Level		
Level	Time	Condition
1	Unlimited	≤30 °C / 85% RH
2	1 Year	≤30 °C / 60% RH
2a	4 Weeks	≤30 °C / 60% RH
3	168 Hours	≤30 °C / 60% RH
4	72 Hours	≤30 °C / 60% RH
5	48 Hours	≤30 °C / 60% RH
5a	24 Hours	≤30 °C / 60% RH
6	Time on Label(TOL)	≤30 °C / 60% RH



Continental Device India Pvt. Limited

An IATF 16949, ISO9001 and ISO 14001 Certified Company



Customer Notes

Component Disposal Instructions

1. CDIL Semiconductor Devices are RoHS compliant, customers are requested to please dispose as per prevailing Environmental Legislation of their Country.
2. In Europe, please dispose as per EU Directive 2002/96/EC on Waste Electrical and Electronic Equipment (WEEE).

Disclaimer

The product information and the selection guides facilitate selection of the CDIL's Semiconductor Device(s) best suited for application in your product(s) as per your requirement. It is recommended that you completely review our Data Sheet(s) so as to confirm that the Device(s) meet functionality parameters for your application. The information furnished in the Data Sheet and on the CDIL Web Site/CD are believed to be accurate and reliable. CDIL however, does not assume responsibility for inaccuracies or incomplete information. Furthermore, CDIL does not assume liability whatsoever, arising out of the application or use of any CDIL product; neither does it convey any license under its patent rights nor rights of others. These products are not designed for use in life saving/support appliances or systems. CDIL customers selling these products (either as individual Semiconductor Devices or incorporated in their end products), in any life saving/support appliances or systems or applications do so at their own risk and CDIL will not be responsible for any damages resulting from such sale(s).

CDIL strives for continuous improvement and reserves the right to change the specifications of its products without prior notice.



CDIL is a registered trademark of

Continental Device India Pvt. Limited

C-120 Naraina Industrial Area, New Delhi 110 028, India.

Telephone +91-11-2579 6150, 4141 1112 Fax +91-11-2579 5290, 4141 1119

email@cdil.com www.cdil.com

CIN No. U32109DL1964PTC004291

CMBD4150

Rev01_31032021E