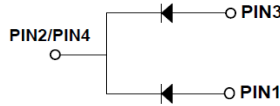


Schottky Barrier Rectifiers



MBR10200CT

TO-220AB

Leaded Plastic Package

Rohs compliant

Description

MBR10200CT Device optimized for ultra-low forward voltage drop to maximize efficiency in Power Supply

Features

- 1) Multilayer Metal -Silicon Potential Structure.
- 2) Low Leakage Current.
- 3) High Current Capability, High Efficiency.
- 4) High Junction Temperature Capability.
- 5) RoHs Product.

Applications

- 1) Low Voltage High Frequency Switching Power Supply.
- 2) Low Voltage High Frequency Invers Circuit.
- 3) Low Voltage Continued Circuit and Protection circuit.

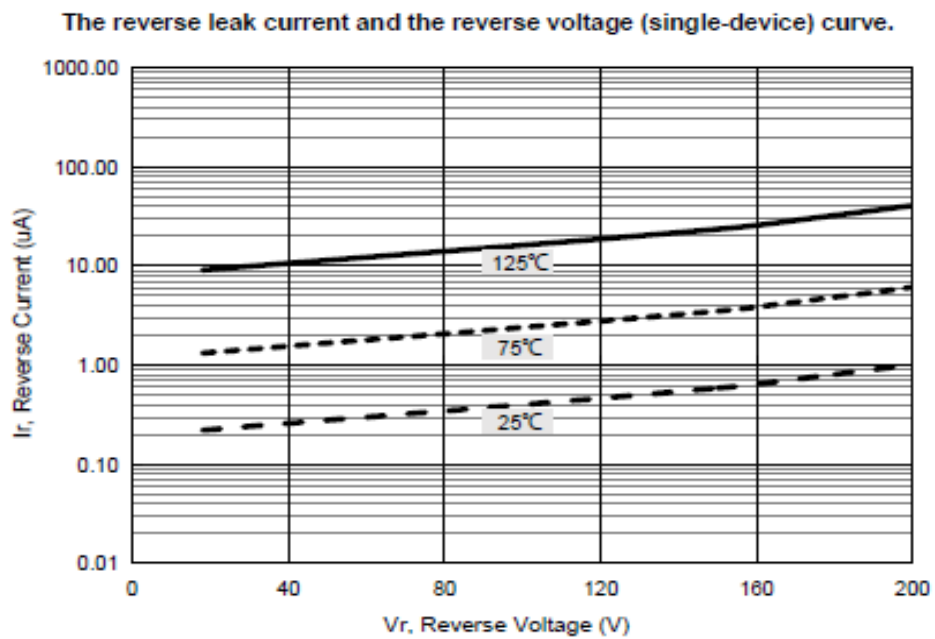
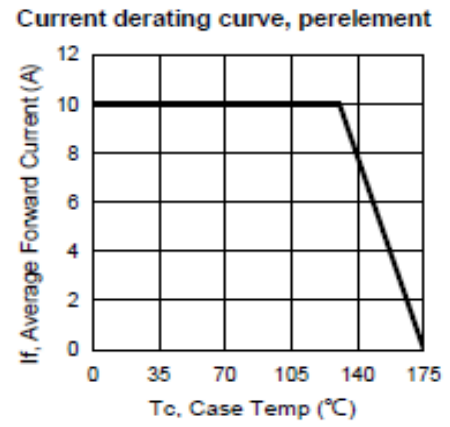
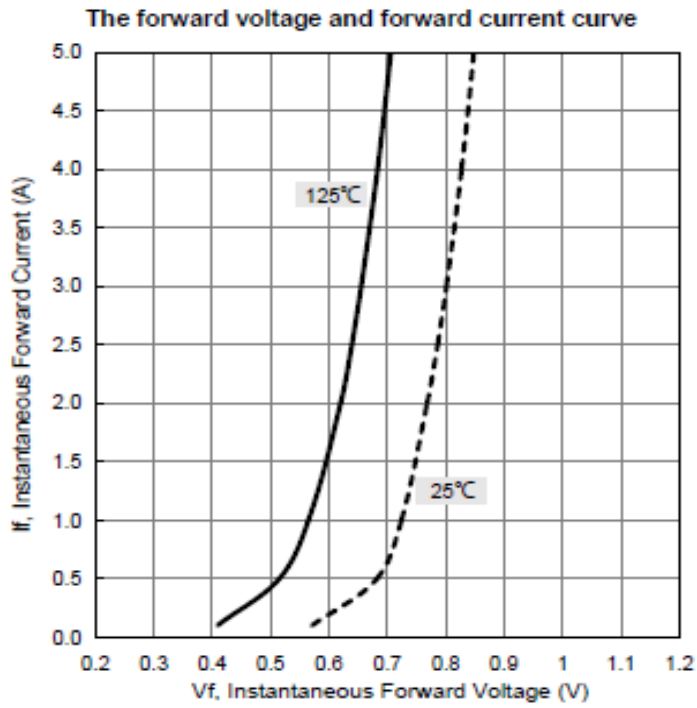
ABSOLUTE MAXIMUM RATINGS

PARAMETER	SYMBOL	Value	Unit
Maximal Inverted Repetitive Peak Voltage	V_{RRM}	200	V
*Average Rectified Forward Current (Rated VR-20Khz Square Wave) - 50% duty cycle	I_{FAV}	10	A
Typical Thermal Resistance(per leg) Package TO-220AB	$R_{\theta Jc}$	2	°C/W
Forward Peak Surge Current(Rated Load 8.3 Half Mssine, Wave-According to JEDEC Method)	I_{FSM}	110 x 2	A
Operating Junction Temperature	T_J	175.0	°C
Storage Temperature	T_{STG}	-40- +150	°C

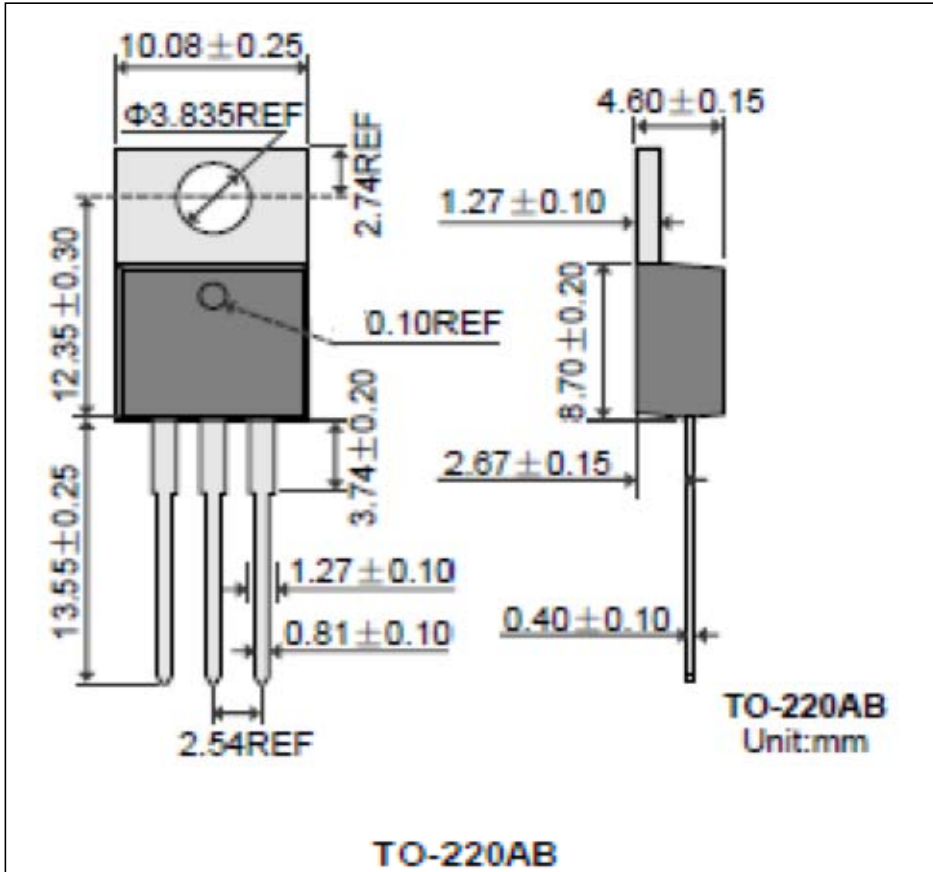
ELECTRICAL CHARACTERISTICS

PARAMETER	SYMBOL	TEST CONDITION	MIN	Typ.	MAX	UNIT
Breakdown voltage	V_B	$I_R=100\mu A$	200	-	-	V
Reverse leakage current	I_R	$V_R=200V$	-	-	0.01	mA
			-	-	5.00	mA
Forward voltage drop	V_F	$I_F=5A,$ $(I_{FAV}=5A \times 2)$	-	0.85	0.89	V
			-	-	0.8	V


Typical Characteristics



Package Details



TO-220AB



Packing Information

Packaging	Package	Part Number	Quantity	Size
Tube	TO-220AB	Tube	50 pieces	530*33*7mm
		Inner Box	1000 pieces	558*150*40mm
		Outer Box	5000 pieces	570*235*170mm

Recommended Product Storage Environment for Diode and Transistors

This storage environment assumes that the Diodes and transistors are packed properly inside the original packing supplied by CDIL.

- Temperature 5 °C to 30 °C
- Humidity between 40 to 70 %RH
- Air should be clean.
- Avoid harmful gas or dust.
- Avoid outdoor exposure or storage in areas subject to rain or water spraying .
- Avoid storage in areas subject to corrosive gas or dust. Product shall not be stored in areas exposed to direct sunlight.
- Avoid rapid change of temperature.
- Avoid condensation.
- Mechanical stress such as vibration and impact shall be avoided.
- The product shall not be placed directly on the floor.
- The product shall be stored on a plane area. They should not be turned upside down. They should not be placed against the wall.

Shelf Life of CDIL Products

The shelf life of products is the period from product manufacture to shipment to customers. The product can be unconditionally shipped within this period. The period is defined as 2 years.

If products are stored longer than the shelf life of 2 years, the products shall be subjected to quality check as per CDIL quality procedure.

The products are further warranted for another one year after the date of shipment subject to the above conditions in CDIL original packing.

Floor Life of CDIL Products and MSL Level

When the products are opened from the original packing, the floor life will start. For this the following JEDEC table may be referred:

JEDEC MSL Level		
Level	Time	Condition
1	Unlimited	≤ 30 °C / 85% RH
2	1 Year	≤ 30 °C / 60% RH
2a	4 Weeks	≤ 30 °C / 60% RH
3	168 Hours	≤ 30 °C / 60% RH
4	72 Hours	≤ 30 °C / 60% RH
5	48 Hours	≤ 30 °C / 60% RH
5a	24 Hours	≤ 30 °C / 60% RH
6	Time on Label(TOL)	≤ 30 °C / 60% RH

Figure 1 Floor Life according to JEDEC MSL Level

Disclaimer

The product information and the selection guides facilitate selection of the CDIL's Discrete Semiconductor Device(s) best suited for application in your product(s) as per your requirement. It is recommended that you completely review our Data Sheet(s) so as to confirm that the Device(s) meet functionality parameters for your application. The information furnished in the Data Sheet and on the CDIL Web Site/CD are believed to be accurate and reliable. CDIL however, does not assume responsibility for inaccuracies or incomplete information. Furthermore, CDIL does not assume liability whatsoever, arising out of the application or use of any CDIL product; neither does it convey any license under its patent rights nor rights of others. These products are not designed for use in life saving/support appliances or systems. CDIL customers selling these products (either as individual Discrete Semiconductor Devices or incorporated in their end products), in any life saving/support appliances or systems or applications do so at their own risk and CDIL will not be responsible for any damages resulting from such sale(s).

CDIL strives for continuous improvement and reserves the right to change the specifications of its products without prior notice.



CDIL is a registered Trademark of
Continental Device India Pvt.Limited

C-120 Naraina Industrial Area, New Delhi 110 028, India.

Telephone +91-11-2579 6150, 4141 1112 Fax +91-11-2579 5290, 4141 1119

email@cdil.com www.cdil.com

CIN No. - U32109DL1964PTC004291