


5.0Amp Surface Mounted Schottky Barrier Rectifiers



SMAF

SS5XXAF

SMAF
Surface Mount
Plastic Package
RoHS compliant

FEATURES:

1. The plastic package carries Underwriters Laboratory Flammability Classification 94V-0
2. For surface mounted applications
3. Built-in strain relief, ideal for automated placement
4. Low reverse leakage
5. High forward surge current capability
6. High temperature soldering guaranteed 250° C/10 seconds at terminals

APPLICATIONS: Used in low voltage, high frequency inverters, free wheeling, and polarity protection applications

ABSOLUTE MAXIMUM RATINGS (Ta = 25 °C Unless otherwise specified)

Parameters	SYMBOL	SS5 2AF	SS5 4AF	SS5 6AF	SS5 8AF	SS5 10AF	SS5 15AF	SS5 20AF	UNIT
Maximum repetitive peak reverse voltage	V_{RRM}	20	40	60	80	100	150	200	V
Maximum RMS voltage	V_{RMS}	14	28	42	56	70	105	140	V
Maximum DC blocking voltage	V_{DC}	20	40	60	80	100	150	200	V
Maximum average forward rectified current at $T_L=100^\circ\text{C}$	$I_{(AV)}$	5.0							A
Peak forward surge current, 8.3ms single half sine-wave superimposed on rated load.	I_{FSM}	120.0							A
Maximum instantaneous forward voltage at 5.0A	V_F	0.55	0.70	0.85	0.95				V
Maximum DC reverse current at rated DC blocking voltage	$T_A=25^\circ\text{C}$	0.5			0.05			mA	
	$T_A=125^\circ\text{C}$	50			10				
Typical thermal resistance	$R_{\theta JA}$	70.0							°C/W
Operating junction temperature range	T_J	-55 to +150							°C
Storage temperature range	T_{STG}	-55 to +150							°C

SS5XXAF

Rev01 12062020EEG

TYPICAL CHARACTERISTICS CURVES

Fig 1: Derating Curve Output Rectified Current

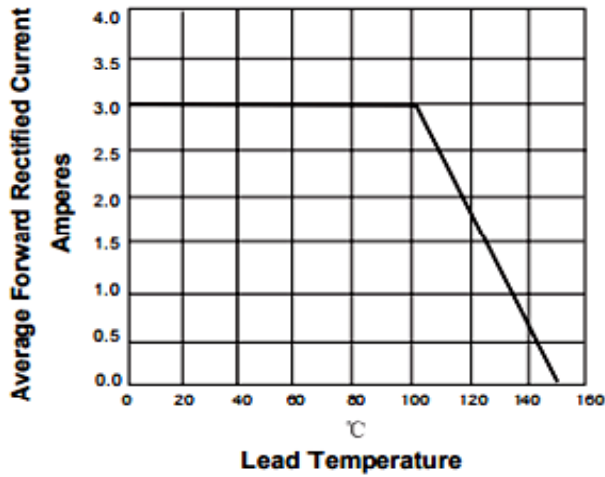


Fig 2: Maximum Non-Repetitive Peak Forward Surge Current per leg

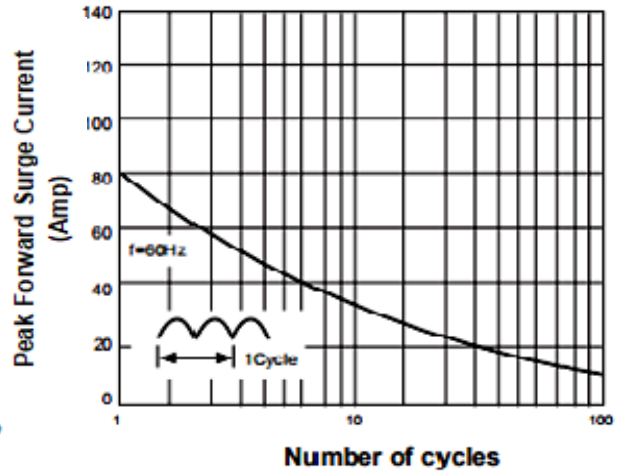


Fig 3: Typical Forward Voltage Characteristics

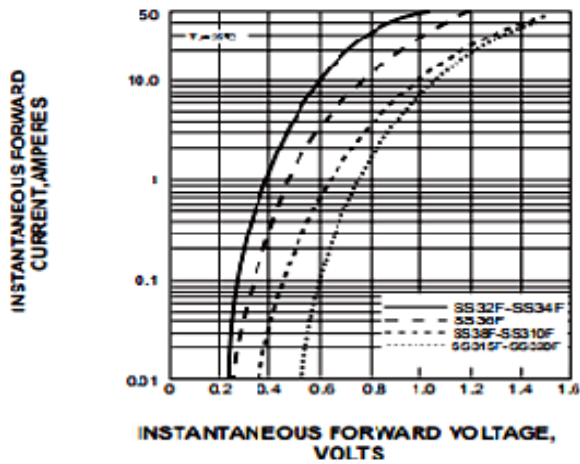
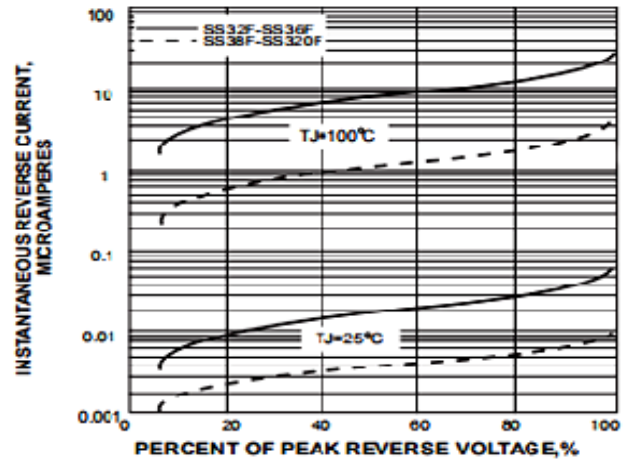
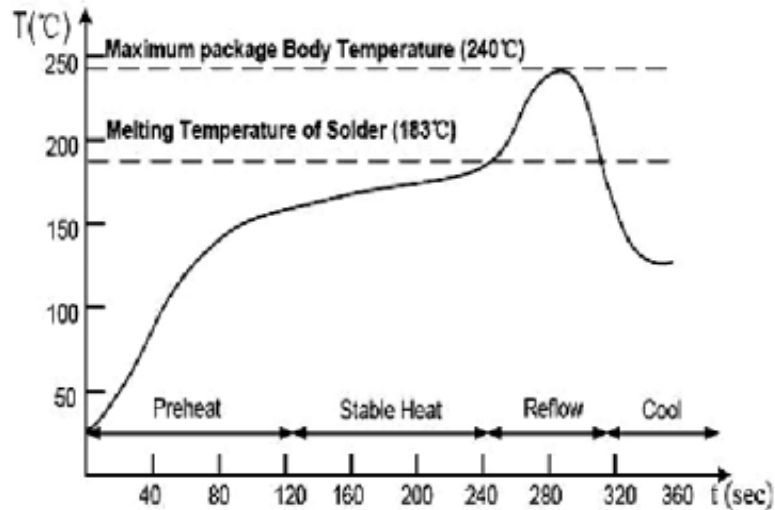


Fig 4: Typical Reverse Leakage Characteristics



Suggested Soldering Temperature Profile

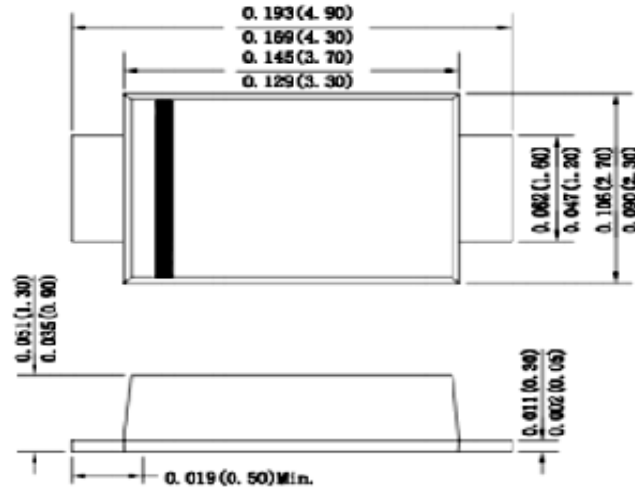


NOTE:

1. Recommended reflow methods: IR, vapor phase oven, hot air oven, wave solder.
2. The device can be exposed to a maximum temperature of 265°C for 10 seconds.
3. Devices can be cleaned using standard industry methods and solvents.
4. If reflow temperatures exceed the recommended profile, devices may not meet the performance requirements.

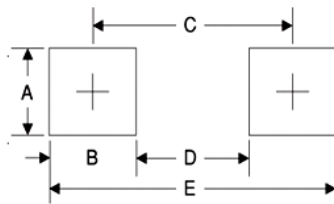
PACKAGE DETAILS

SMAF Surface Mount Plastic Package



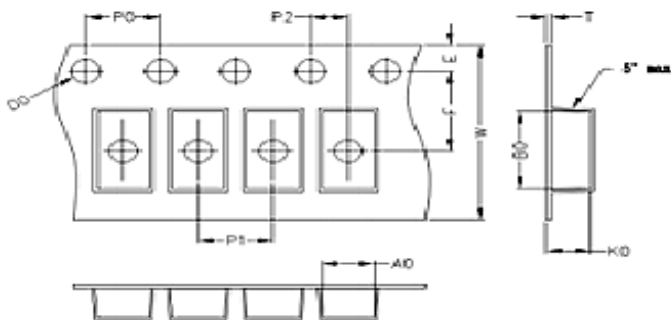
Dimensions in inches(mm)

Suggested Pad Layout



Symbol	Unit (mm)	Unit (inch)
A	1.68	0.066
B	1.52	0.060
C	3.9	0.154
D	2	0.0178
E	5.10	0.200

Packing details



A0	B0	K0	D0	E0	F
2.83	4.75	1.42	1.55	1.75	5.50
P0	P1	P2	T	W	Tolerance
4.0	4.0	2.0	0.25	12	0.1

Package	Reel Size	Reel DIA. (mm)	Q'TY/Reel (Kpcs)	Box Size (mm)	Q'TY/Box (Kpcs)	Carton Size (mm)	Q'TY/Carton (Kpcs)
SMAF	7'	178	3	180	12	380*200*200	120
	11'	278	7.5	285	15	355*310*310	120

SS5XXAF

Rev01 12062020EEG



Continental Device India Pvt. Limited

An IATF 16949, ISO9001 and ISO 14001 Certified Company



Recommended Product Storage Environment for Discrete Semiconductor Devices

This storage environment assumes that the Diodes and transistors are packed properly inside the original packing supplied by CDIL.

- Temperature 5 °C to 30 °C
- Humidity between 40 to 70 %RH
- Air should be clean.
- Avoid harmful gas or dust.
- Avoid outdoor exposure or storage in areas subject to rain or water spraying .
- Avoid storage in areas subject to corrosive gas or dust. Product shall not be stored in areas exposed to direct sunlight.
- Avoid rapid change of temperature.
- Avoid condensation.
- Mechanical stress such as vibration and impact shall be avoided.
- The product shall not be placed directly on the floor.
- The product shall be stored on a plane area. They should not be turned upside down. They should not be placed against the wall.

Shelf Life of CDIL Products

The shelf life of products is the period from product manufacture to shipment to customers. The product can be unconditionally shipped within this period. The period is defined as 2 years.

If products are stored longer than the shelf life of 2 years the products shall be subjected to quality check as per CDIL quality procedure.

The products are further warranted for another one year after the date of shipment subject to the above conditions in CDIL original packing.

Floor Life of CDIL Products and MSL Level

When the products are opened from the original packing, the floor life will start.

For this, the following JEDEC table may be referred:

JEDEC MSL Level		
Level	Time	Condition
1	Unlimited	≤30 °C / 85% RH
2	1 Year	≤30 °C / 60% RH
2a	4 Weeks	≤30 °C / 60% RH
3	168 Hours	≤30 °C / 60% RH
4	72 Hours	≤30 °C / 60% RH
5	48 Hours	≤30 °C / 60% RH
5a	24 Hours	≤30 °C / 60% RH
6	Time on Label(TOL)	≤30 °C / 60% RH

SS5XXAF

Rev01 12062020EEG



Continental Device India Pvt. Limited

An IATF 16949, ISO9001 and ISO 14001 Certified Company



Customer Notes

Component Disposal Instructions

1. CDIL Semiconductor Devices are RoHS compliant, customers are requested to please dispose as per prevailing Environmental Legislation of their Country.
2. In Europe, please dispose as per EU Directive 2002/96/EC on Waste Electrical and Electronic Equipment (WEEE).

Disclaimer

The product information and the selection guides facilitate selection of the CDIL's Semiconductor Device(s) best suited for application in your product(s) as per your requirement. It is recommended that you completely review our Data Sheet(s) so as to confirm that the Device(s) meet functionality parameters for your application. The information furnished in the Data Sheet and on the CDIL Web Site/CD are believed to be accurate and reliable. CDIL however, does not assume responsibility for inaccuracies or incomplete information. Furthermore, CDIL does not assume liability whatsoever, arising out of the application or use of any CDIL product; neither does it convey any license under its patent rights nor rights of others. These products are not designed for use in life saving/support appliances or systems. CDIL customers selling these products (either as individual Semiconductor Devices or incorporated in their end products), in any life saving/support appliances or systems or applications do so at their own risk and CDIL will not be responsible for any damages resulting from such sale(s).

CDIL strives for continuous improvement and reserves the right to change the specifications of its products without prior notice.



CDIL is a registered trademark of

Continental Device India Pvt. Limited

C-120 Naraina Industrial Area, New Delhi 110 028, India.

Telephone +91-11-2579 6150, 4141 1112 Fax +91-11-2579 5290, 4141 1119

email@cdil.com www.cdil.com

CIN No. U32109DL1964PTC004291

SS5XXAF

Rev01 12062020EEG